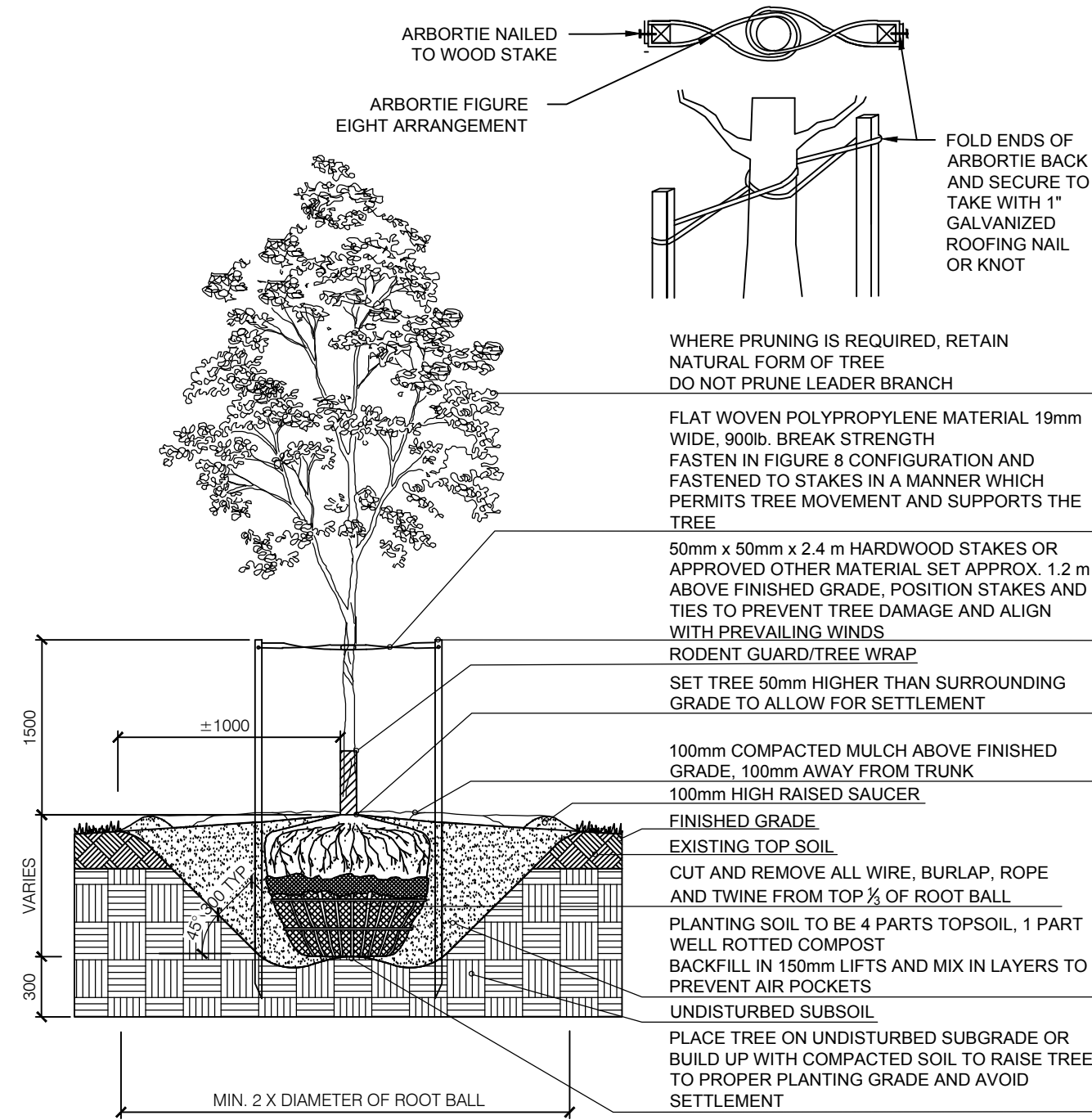
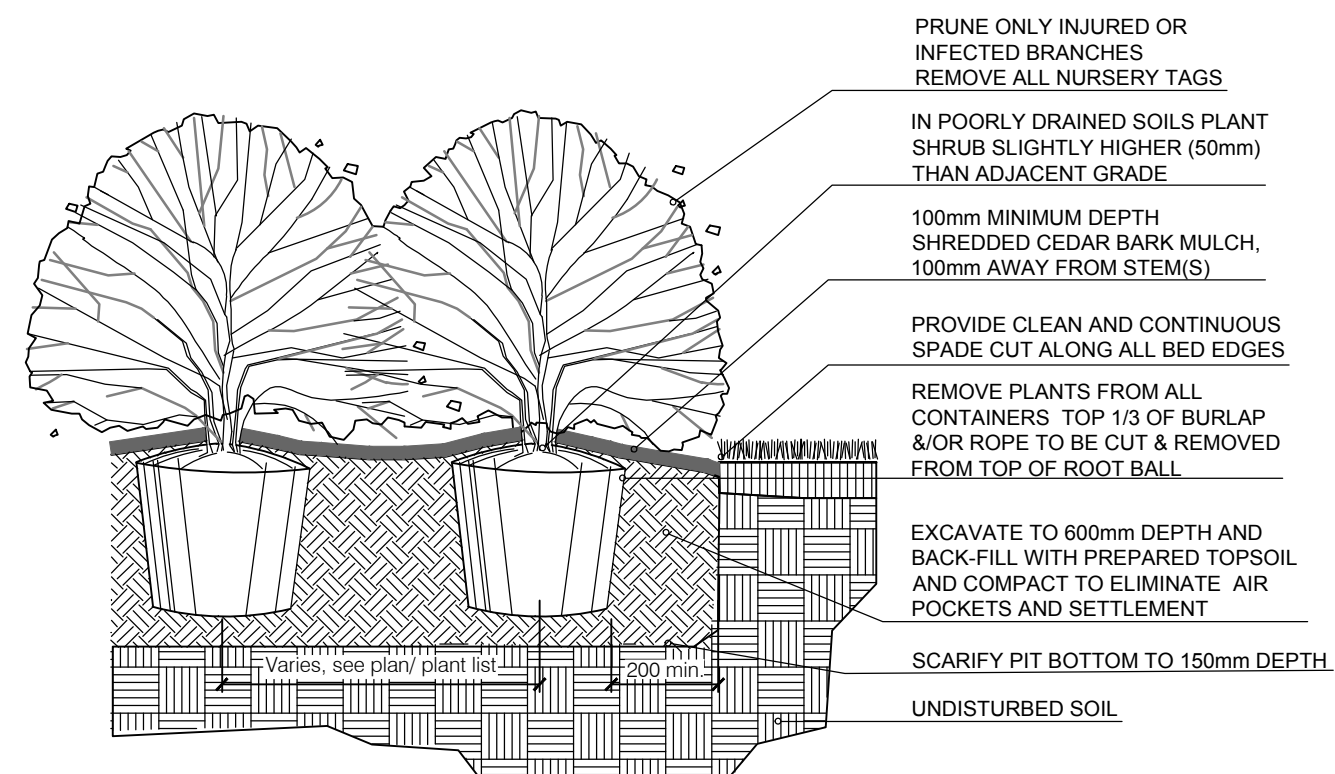


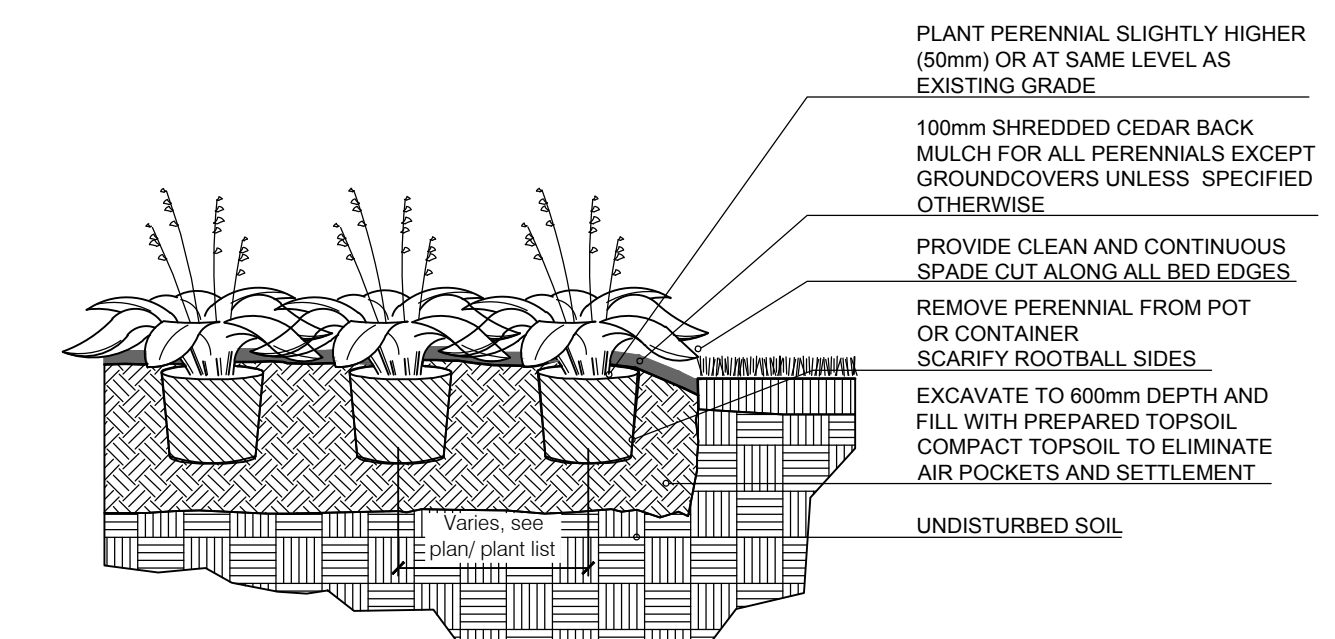
CONIFEROUS TREE STAKING SCHEDULE:
 < 2500mm HT. - ONE STAKE
 > 2500mm HT. - TWO STAKES



1 BALLED & BURLAPPED/WIRE BASKET DECIDUOUS/CONIFEROUS TREE
 L-2 N.T.S.



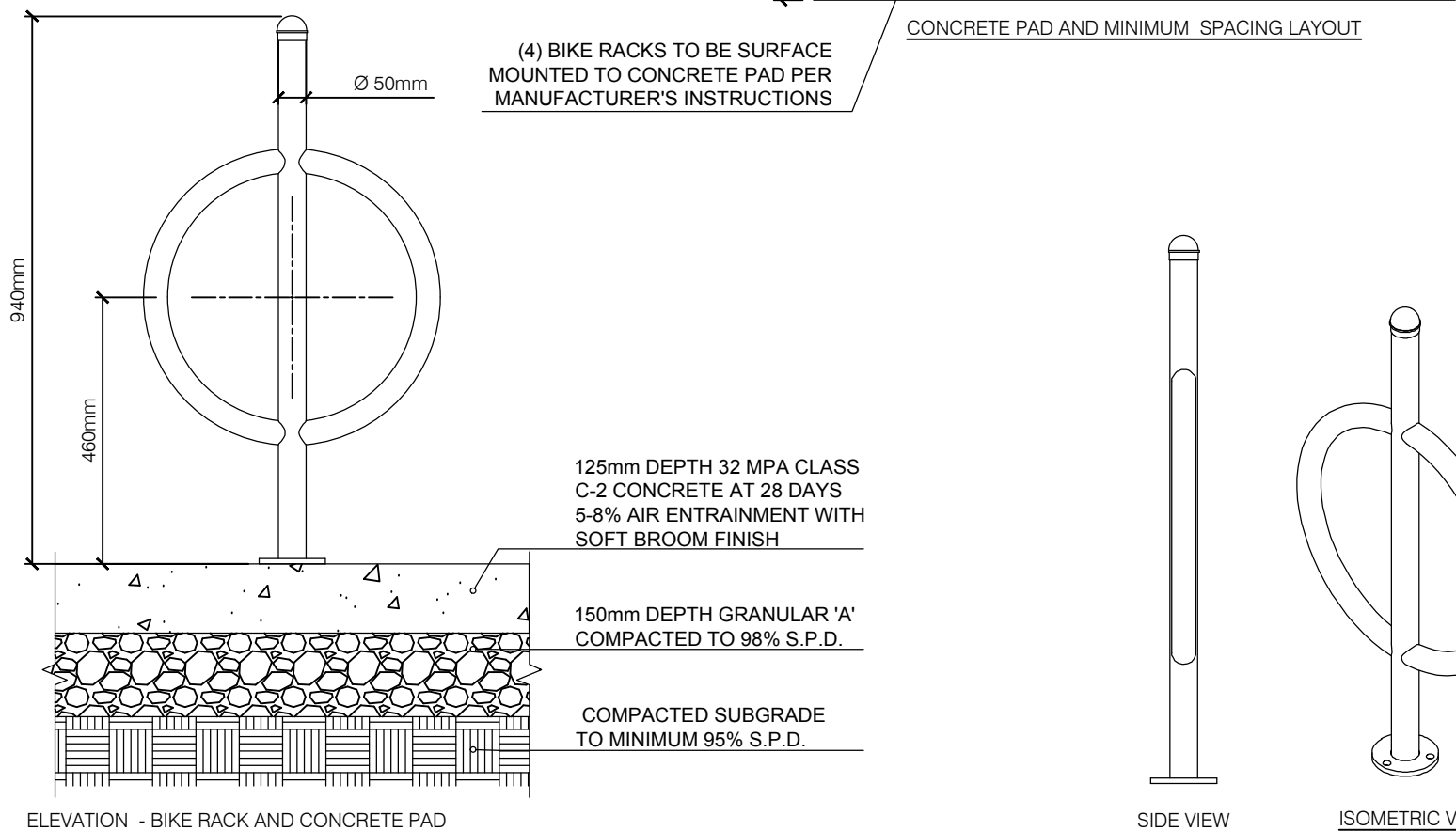
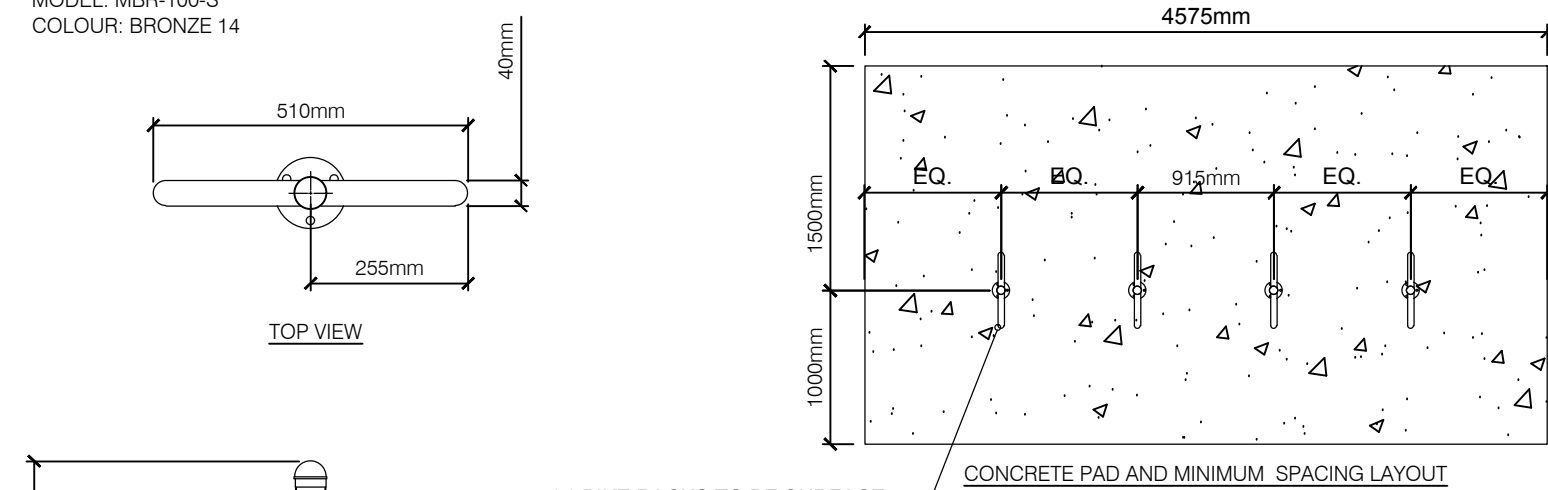
2 BALLED AND BURLAPPED/POTTED SHRUB
 L-2 N.T.S.



3 CONTAINER GROWN PERENNIAL/GRASS
 L-2 N.T.S.

BIKE RACK SPECIFICATIONS:

SUPPLIER: MAGLIN
 TELEPHONE: 800-716-5506
 WEBSITE: www.maglin.com
 EMAIL: sales@maglin.com
 MATERIALS: H.S. STEEL WITH CAST ALUMINUM TOP CASTING
 FINISH: POWDERCOAT
 INSTALLATION TYPE: SURFACE MOUNT
 MODEL: MBR-100-S
 COLOUR: BRONZE 14



4 BIKE RACK (MAGLIN MBR100-S)
 L-2 N.T.S.

GENERAL NOTES

- Any ambiguity in the drawings, specifications or details are to be reported to the Landscape Architect for direction. These drawings shall not be used for construction unless stamped and signed by the Landscape Architect. The Contractor is not to proceed in uncertainty. The limits of work are to be clearly understood by the Contractor prior to any work taking place on the site.
- All dimensions are in meters unless otherwise noted. The drawings may be scaled for approximate layout. The Contractor is to verify all dimensions on the drawing(s) and report any discrepancies to the Landscape Architect.
- The Contractor is to locate and mark all infrastructure and utilities prior to any excavation work or planting on the site. Do not plant directly above underground utilities or infrastructure unless approved by the Landscape Architect. Dig all holes by hand when closer than 1.0m to any underground power, telephone or gas utility. The Contractor is responsible for the coordination and maintenance of all utility/infrastructure locations for the duration of the Contract.
- The Contractor shall supply all materials in quantities sufficient to complete work shown on these drawings. The Contractor is not to substitute materials, products or quantities without prior written consent of the Landscape Architect.
- The Contractor is to take all necessary precautions to protect all existing site features unless specified for removal/demolition. This includes all survey bars, stakes, monuments and sediment barriers. The Contractor is responsible for any damages incurred during construction and must make all necessary restorations and repairs to original or better condition.
- All existing trees, shrubs, and herbaceous plants beyond the limit of work are to be protected from construction damage. This includes but is not limited to: not storing construction materials or fuel within the dripline of an existing tree, not altering existing grades or compacting soil around protected vegetation and taking care not to disturb or expose the roots of any existing trees. The Contractor is responsible for all protection or hoarding measures of all existing trees and vegetation to be preserved within or adjacent to construction work limits.
- Contractor is responsible for the removal of all debris, garbage and surplus materials on site related to their contract or work and must keep the site in a clean, safe, useable condition at all times or as directed by the Contract Administrator.

PLANTING NOTES

- The Contractor must notify the Landscape Architect prior to the commencement of any planting. The Contractor shall supply all plants and materials in quantities sufficient to complete the work shown on this drawing. Any discrepancies between quantities shall be reported to the Landscape Architect.
- All landscape works will be warranted for a period of two years following inspection and written notice of start of warranty period as determined and provided by the Landscape Architect. Plant material, which is not in a healthy, vigorous growing condition at the end of the warranty period, shall be replaced to the satisfaction of the Landscape Architect / Owner.
- The Landscape Architect reserves the right to extend Contractor's warranty responsibilities for an additional year if, at the end of initial warranty period, leaf development and growth is not sufficient to ensure future survival as determined by the Landscape Architect.
- The Contractor is to identify with Landscape Architect/Owner any maintenance requirements necessary for warranty purposes.
- Plant materials specified for this project will conform to the Canadian Nursery Landscape Association (C.N.L.A.) for size, variety and condition as indicated on the plant schedule shown on these drawings. Any plant materials which do not conform will be promptly removed from the site and replaced by the Contractor at no additional cost to the project.
- The Landscape Architect is to be contacted for inspection and written approval prior to plant material arriving on site. The Landscape Architect reserved the right to reject any plant materials that have not been inspected and approved.
- The Landscape Architect reserves the right to refuse acceptance of any plant displaying poor growth habits, injury or disease. Any plant material that is rejected by the Landscape Architect will be promptly removed from the site and replaced with material of acceptable quality at no additional charge to the project.
- Plant materials collected from wild sources will not be accepted without written approval of the Landscape Architect. The Landscape Architect reserves the right to require that supplier invoices be submitted for inspection and approval prior to acceptance.
- On-site layout of the plant materials to be approved by the Landscape Architect prior to installation. Minor field adjustments to plant material locations may be necessary to respond to the locations of existing plants and site conditions. The Contractor to review with Landscape Architect where relocations are necessary. The Contractor must receive approval from Landscape Architect prior to installation.
- Plants are not to be installed during extreme heat, drought, or other undesirable conditions. Thoroughly water all plants immediately after installation. The Contractor shall regularly monitor site conditions and water as required to ensure healthy growth conditions throughout the duration of the warranty period.
- Do not plant directly in centerline of drainage swales or depression areas. Where proposed planting locations conflict with constructed swales or low-lying wet areas, contact Landscape Architect for direction.
- All plants are to be planted in accordance with the planting details shown on this drawing. All plants are to be installed vertical and plumb, regardless of ground slope.
- Supply and place topsoil in accordance with OPSS 802 to a minimum depth of 150mm in seed/sod areas and 600mm in planting beds unless otherwise specified. Each source of topsoil, imported or native to be approved by Landscape Architect prior to use. Submit topsoil analysis/test results to Landscape Architect prior to order or delivery to site. Testing to be in accordance with Contract specifications. Prepared topsoil shall be 4 parts topsoil to one part well-rotted compost.
- Mulch: to be spread uniformly around the base of trees and shrubs to a minimum depth of 100 mm. Do not place mulch in direct contact with trunk or stem(s). Allow a 100 mm mulch free zone at trunk/stems. Shrubs to be in continuously mulched planting beds unless otherwise specified.
- Supply and place seed in accordance with OPSS 804 unless otherwise specified. All 5:1 or greater slopes to be seeded with tackifier. All slopes greater than 3:1 shall be matted with an erosion control blanket. Supply and place sod in accordance with OPSS 803 unless otherwise specified.
- The Contractor is to remove dead or damaged branches on trees or shrubs. All pruning shall be performed in accordance with standard horticultural practices and appropriate timing for each species.
- All stakes and associated ties are to be removed after the first full growing season. Rodent guards are to be removed at the conclusion of the warranty period. If utilized, Gatorbags are to be removed for winter months.

SOD NOTES

- Any lawn areas disturbed by construction shall be re-sodded and repaired to original condition or better.
- Sod and sodding operations to be in accordance with OPSS 803, except as noted below.
- Sod to be delivered to project within 24 hours of being harvested and laid within 36 hours thereafter.
- Rough graded and compacted soil shall be scarified to a minimum depth of 100 mm free of all stones, roots, branches, larger than 25 mm diameter. Topsoil to be spread at a minimum depth of 150 mm compacted to 85% S.P.D.
- Place sod on prepared topsoil with staggered joints and butt tightly. Irrigate immediately to ensure moisture penetration into the upper 100 mm (4") of soil. Machine roll to ensure contact with topsoil. Repair minor grade deficiencies and irregularities.
- Water sod immediately after laying to obtain moisture penetration to a minimum of 100 mm depth within topsoil. Maintain sod per OPSS 803. Sod must be cut a minimum of two times for Final Acceptance at the discretion of the Landscape Architect.

SEEDING NOTES

- Seed areas per OPSS 804 unless otherwise specified in Contract or on Contract Drawings.
- Single directional spreading of seed mix is not acceptable.
- All seeding of disturbed areas must occur immediately upon completion of the grading work, weather permitting. Seeding operations must be completed between spring thaw and June 15th or between August 15th and October 15th unless otherwise approved by Landscape Architect.
- All topsoil compacted during construction activities is to be scarified or tilled to a minimum depth of 100mm to the satisfaction of the Landscape Architect prior to seed application. All other surfaces to be uniformly cultivated to a minimum depth of 50mm.
- Prepared areas shall not have surface stones greater than 25mm diameter.
- Contractor shall ensure adequate soil moisture levels to ensure proper germination and will provide watering as required per weather and seasonal conditions. Throughout the warranty period, seeding shall be watered as required to establish weed-free, healthy establishment of groundcover.
- All seeding works will be warranted for a period of two years following inspection and written notice of start of warranty period as determined and provided by the Landscape Architect. Seeded areas to have a minimum of 90% permanent seed catch at the end of the warranty period.
- Control invasive or noxious weeds throughout the warranty period. Do not apply herbicides or other chemical controls without the approval of the Contract Administrator. All chemical treatment to be completed by a Licenced Applicator in accordance with the Ontario Pesticide Act.

CLIENT
MODENO HOMES

55 VILLAGE CENTRE PLACE,
 MISSISSAUGA, ON


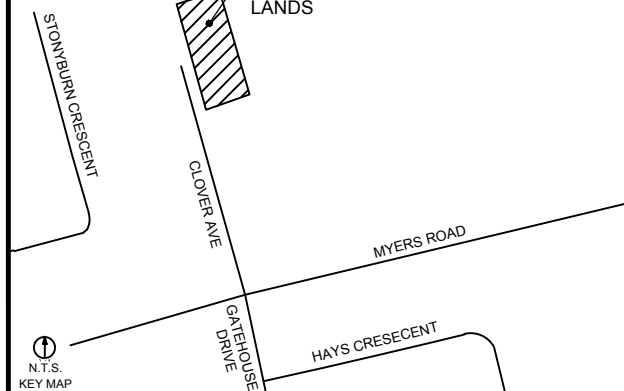
COPYRIGHT

This drawing has been prepared solely for the intended use. This any reproduction or distribution for any purpose other than authorized by IBI Group is forbidden. Written dimensions shall have precedence over scaled dimensions. Contractors shall verify and be responsible for all dimensions and conditions on the job, and IBI Group shall be informed of any variations from the dimensions and conditions shown on the drawing. Shop drawings shall be submitted to IBI Group for general conference before proceeding with fabrication.

IBI Group Professional Services (Canada) Inc.
 is a member of the IBI Group of companies.

ISSUES	DESCRIPTION	DATE
No.		
1	ISSUED FOR SITE PLAN APPROVAL	2020-03-25

KEY PLAN



IBI GROUP
 Suite 101 - 410 Albert Street
 Waterloo ON, N2L 3V3 Canada
 Tel: 519 585 2255
 ibigroup.com

PROJECT
15 CLOVER ROAD
 CITY OF CAMBRIDGE

PROJECT NO: 120800	SCALE: NTS
DRAWN BY: D.G.	CHECKED BY: T.M.
PROJECT MGR: T.M.	APPROVED BY: D.G.

SHEET TITLE
LANDSCAPE DETAILS

SHEET NUMBER L-2	ISSUE 0
----------------------------	-------------------